

How is CPMS structured?

For these advisory boards to be possible there are two main applications in CPMS: **1 Centre**, where the user can enrol patients and open panels for any of the patients in the centre; and the **2 ERN** application, where users can actively participate in the ERN consultation panels, attend meetings, view webinars etc.

Moreover, there are other tools available on CPMS that can be useful in the consultation process such as user manual, CPMS training webinars, informative documents, and map for the ERNs.

All the CPMS applications and tools can be found in the main general dashboard separated in three different sections:

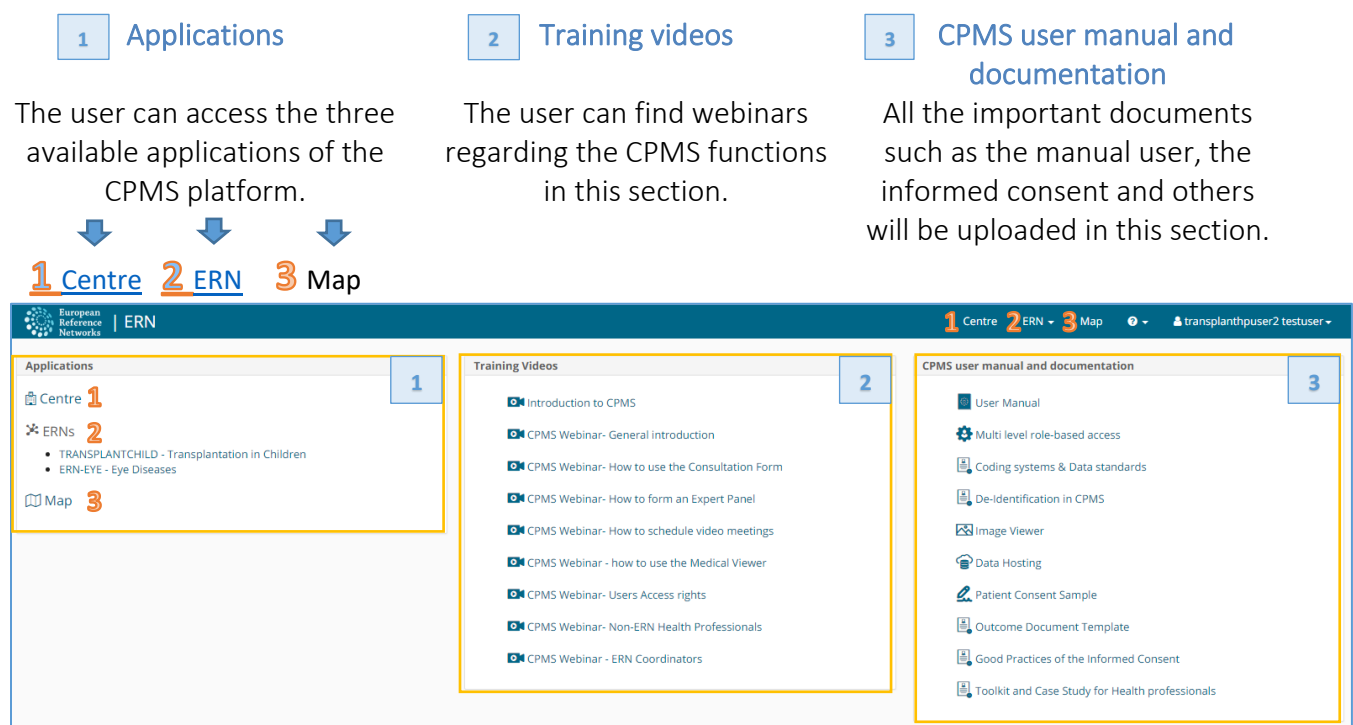
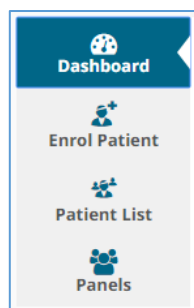


Figure 5. General Dashboard: sections



1. Centre

Clicking the tab “Centre” it will access to all the information of the user’s centre/ hospital. The Health Professional can enrol patients and open panels for virtual consultation from this application.

There is a side menu on the left, which facilitates quick navigation CPMS’s features. There are four different tabs in this menu, Dashboard, Enrol Patient, Patient List, Panels.

1.1. Centre Dashboard

In the dashboard there is a summary of the patients enrolled, the panels opened and the recent activity of the user's centre.

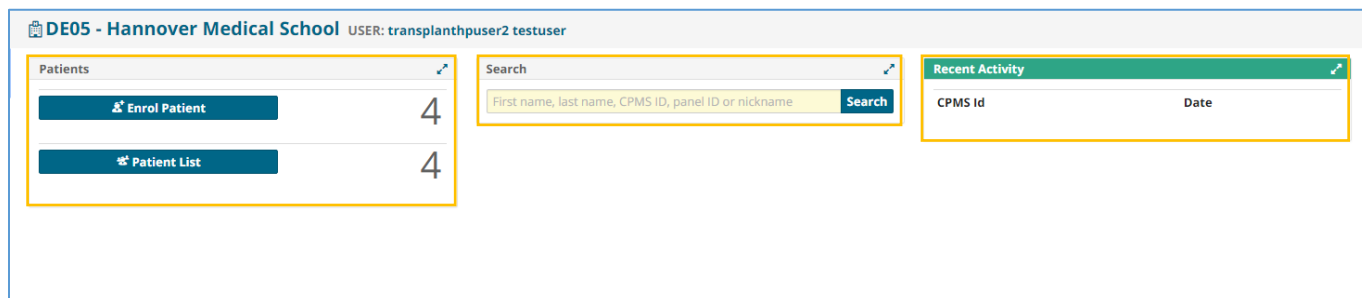


Figure 6. Centre Dashboard

1.2. Enrol a Patient

In order to enrol a new patient for a certain medical centre, the enrolling Health Professional can click on either of the 'Enrol Patient' buttons on the centre dashboard. Basic information of the patient has to be entered in this page. These fields can be changed or deleted at any moment if the patient withdraw the consent.

Note that all authorised users from this centre can see all patients enrolled within this centre regardless of enrolling user.

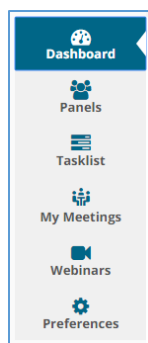
1.3. Patient List

All the patients enrolled from the centre will be found in this section, the table includes basic information such as enrolling date, the gender and the date of birth.

To open a new panel for a patient, any authorized Health Professional from the enrolment centre can access the patient, in the patient list, and click the 'Open New Panel' button.

1.4. Centre Panels

In the Panels section there is a summary list of all the panels opened in the user's centre, the list includes basic information of the panel: the nickname, the panel lead, the start date, the state of the panel, and the thematic area.



2. ERN:

In the ERN application it will appear the ERN the user belongs to, in this section all the information regarding the panels and activities of the network is available. There is also a side menu that facilitates the navigation.

The ERN Dashboard is a summary of the activity on the network within the CPMS platform. The panel is divided in different sections: Panel invitations, contributing panels, task list etc.

2.1. ERN Dashboard

Basic information of each section is available in this overview of the CPMS network activity.

The screenshot displays the ERN Dashboard with the following sections:

- Panel Invitations:** You have no unanswered invitations at this time.
- Urgent Panels:** There are no urgent panels.
- My Panels:** A table listing panels with columns for Panel ID, Date, and Nickname.

Panel ID	Date	Nickname
#202	19/10/2017	sd2
#24	12/07/2017	hannove_1
- Contributing Panels:** A table listing panels with columns for Panel ID, Date, and Nickname.

Panel ID	Date	Nickname
#25	13/07/2017	TestUser
#195	17/10/2017	niña_IDP_1
#199	18/10/2017	hannove_1
- Member Tasklist:** A table listing tasks with columns for Nickname and Task.

Nickname	Task
#98 twest_3	You have been invited to join this panel. Please A...
#195 niña_IDP_1	Please review the data that is provided for this Panel.
- My Meetings:** You are not scheduled to attend any meetings.

Figure 7. ERN Dashboard

2.2. ERN Panels

In the panels tab there is a list of all the panels of the Reference Network. In the list it can be seen the information of the centre, panel lead and thematic area of each panel.

2.3. ERN Task-list

The Task List in the ERN dashboard contains a list of pending tasks awaiting the user's interaction: respond to invitations, record contribution, review an outcome document etc.

2.4. Meetings

Meeting can be schedule for specific panels: in this tab, the upcoming and past meeting will appear on a list.

2.5. Webinars

In the webinar tab there are recorded and live webinars related with the ERN thematic area. list.

2.6. Preferences

In this section the Health professional has to set his professional role and the thematic area the user is interested in